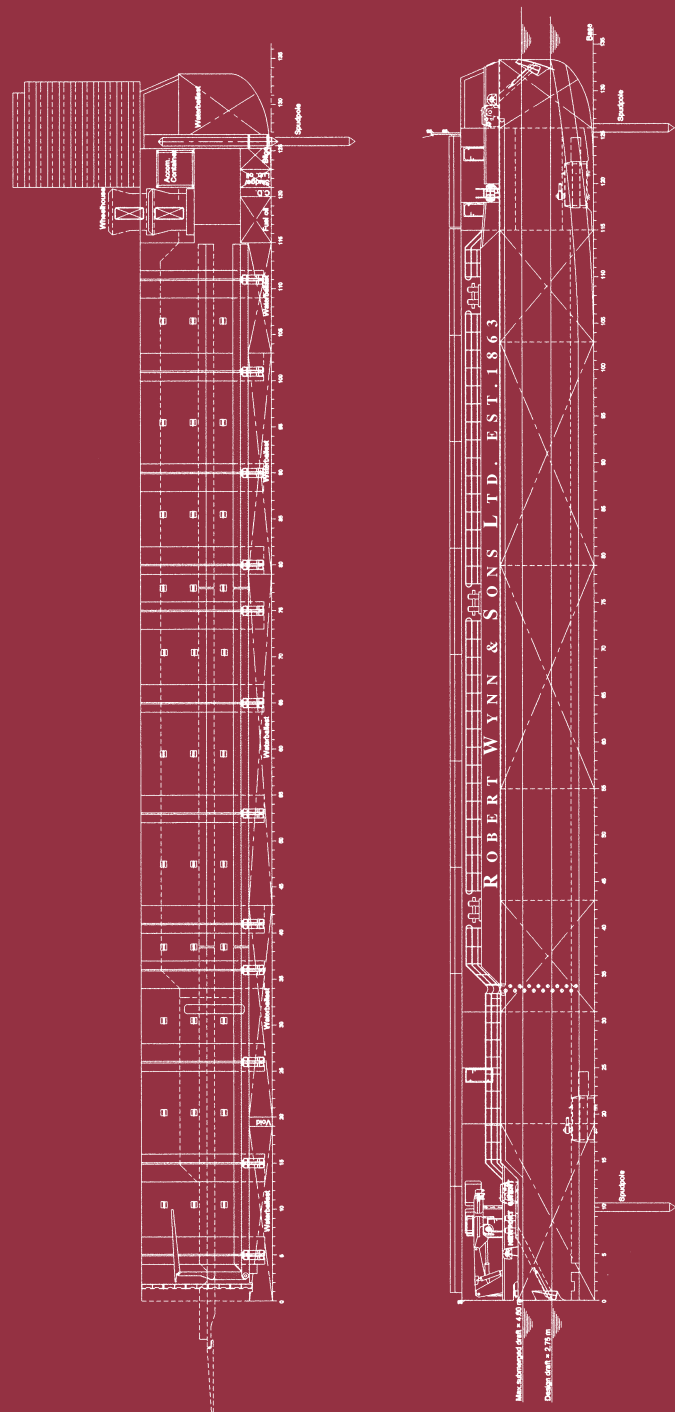



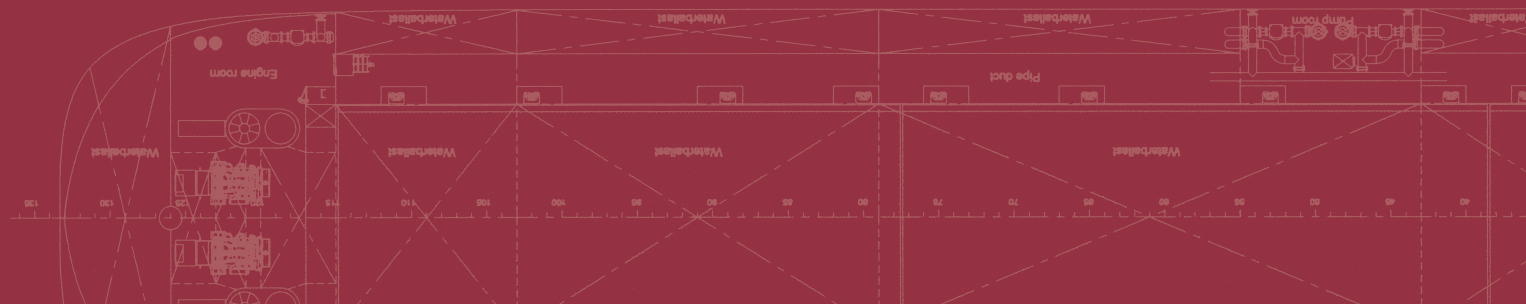
# Terra Marique



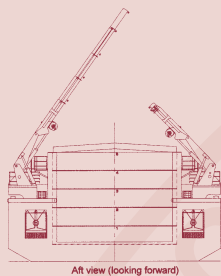
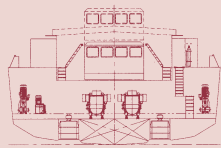
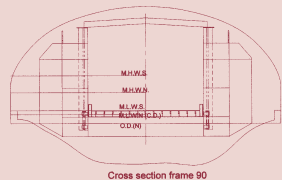
# Terra Marique



The *Terra Marique* is a towed sea-going barge owned by Robert Wynn and Sons Ltd. It has been designed to handle Abnormal Indivisible Loads from specialised trailers by Ro-Ro or from inland barges using the integral semi-submersible capability. The vessel can deliver or receive loads via existing infrastructure, riverbanks or through beach landing.



## Technical Specifications



### TERRA MARIQUE

Using conventional Ro-Ro, single items of plant up to 1350 tonnes can be accommodated or multiple loads.

However, the size and weight of the items that can be accommodated will depend on a number of factors; including the conditions and limitations of the loading and off-loading locations.

Whereas these particulars are believed to be accurate at the time of publication their accuracy is not guaranteed. Furthermore, the vessel may be adapted for the movement of large and/or heavy plant.

It is therefore essential to confirm with owners the vessel's suitability for use in connection with any particular movement.

For more information visit:  
[www.robertwynnandsons.co.uk](http://www.robertwynnandsons.co.uk)  
 All enquiries should be submitted to:  
[enquiries@robertwynnandsons.co.uk](mailto:enquiries@robertwynnandsons.co.uk)

<b>Basic functions</b>	:	Heavy load transport Ro-Ro, Lo-Lo, Float-in, Float-out
<b>Classification</b>	:	Lloyds Register of Shipping ✕ 100AT Barge UK coastal service ✕ LMC Limited self-manoeuving capability LA and strengthened for loading/unloading aground ES (+20% on all shell and deck plating) UK MCA Class IX (A) Vessel

<b>Dimensions</b>	:	
<b>Length o.a.</b>	:	80.0m
<b>Beam mld</b>	:	16.5m
<b>Depth to coaming</b>	:	8.5m
<b>Depth to main deck</b>	:	6m
<b>Deadweight</b>	:	2211Te
<b>Design draft</b>	:	1.6m to 4.8m dependant on cargo

<b>Hold dimensions</b>	:	
<b>Length</b>	:	67m
<b>Width</b>	:	9m
<b>Roadway clear width</b>	:	8.4m
<b>Cargo deadweight</b>	:	1350Te
<b>Elevating roadway</b>	:	3 sections, SWL 600Te each
<b>Gantry lifting frame capacity</b>	:	400Te

<b>Tank capacities</b>	:	
<b>Fuel oil</b>	:	34m <sup>3</sup>
<b>Lub. oil</b>	:	4m <sup>3</sup>
<b>S.W. ballast</b>	:	2800m <sup>3</sup>

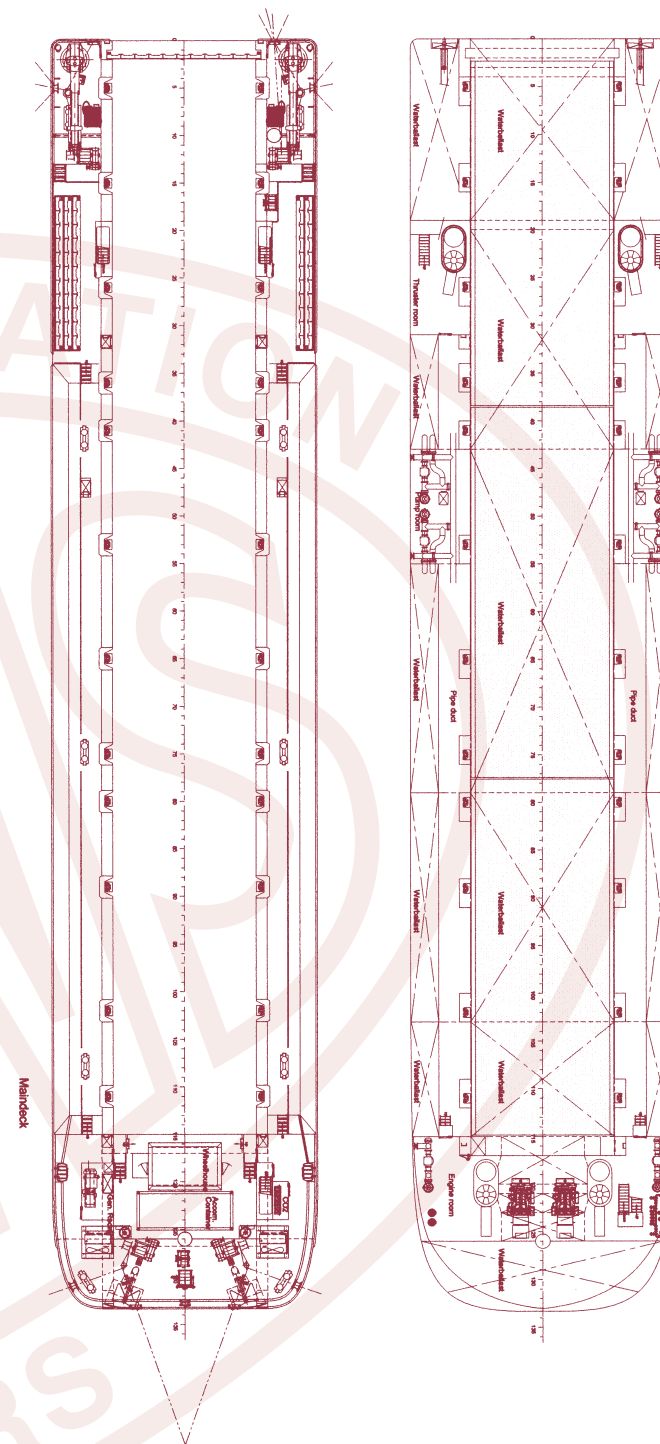
<b>Performance</b>	:	
<b>Speed forward</b>	:	4.75kn
<b>Speed transverse</b>	:	1.5kn
<b>Bollard pull</b>	:	5.0Te

<b>Propulsion system</b>	:	
<b>Main drive</b>	:	2 x 670 kW, Caterpillar 3508 B
<b>Output</b>	:	2 x 630 ekW @ 1500 rpm
<b>Propulsion</b>	:	4 x Pumpjets, 200kW each

<b>Auxiliary equipment</b>	:	
<b>Harbour set</b>	:	1 x Caterpillar 3304 NA
<b>Output</b>	:	1 x 50 ekW @ 1500 rpm
<b>Ballast pumps</b>	:	4 x 680 m3/hr

<b>Deck lay-out</b>	:	
<b>Deck cranes</b>	:	2 x Knuckle boom type
<b>Capacity</b>	:	10Te @ 14m
<b>Spud poles</b>	:	2 x 7.5m
<b>Cargo winches</b>	:	2 x 15 Te, electro-hydraulic driven
<b>Mooring system</b>	:	4-point type
<b>Extra ramps</b>	:	9 x 1m x 16.8m

<b>Accommodation</b>	:	1 x Air conditioned accommodation container for 3 crew members with toilet and galley facilities.
----------------------	---	---



### Nautical and communication equipment

- 1 x Digital chart system
- 1 x Speed log Ben Marine Anthea
- 1 x Echo sounder Multi Channel Navitronics
- 1 x Intercom system
- 1 x VHF Radios <
- 1 x CCTV System
- Riverbed Profiler: Super SeaKing DFP
- Radar Furuno 851



ROBERT WYNN & SONS LTD.  
ESTABLISHED 1863

Albany House • 4 High Street • Eccleshall • Staffordshire • ST21 6BZ

Tel: +44 (0)1785 850334 • Fax: +44 (0)1785 851345

[www.robertwynnandsons.co.uk](http://www.robertwynnandsons.co.uk)